


LED Light Fixture

IP65

Line-Em-BA



Emergency illumination



- Public spaces,
- offices,
- halls,
- trading floors.

Basic parameters of LED light fixture

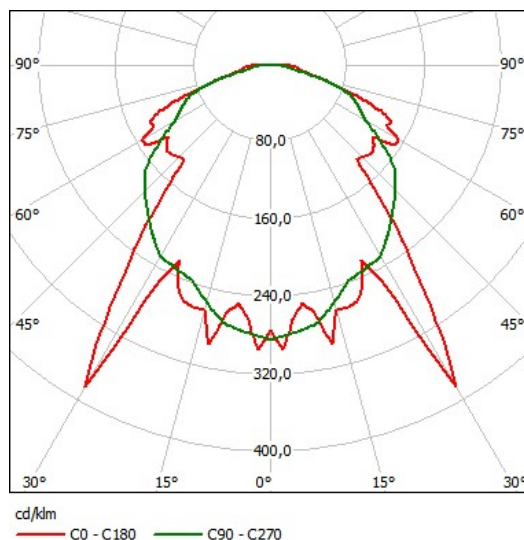
Product name	Light flux in standard operating/emergency mode, lm	Power consumption, W	IP degree	Overall dimensions, mm	Weight, kg
Line-Em-BA (SSPR-A-220-058-N-MCC1)	3000/450	42	IP65	1279x147x108	2,1

Line-Em-BA can work in both standard operating and emergency modes.

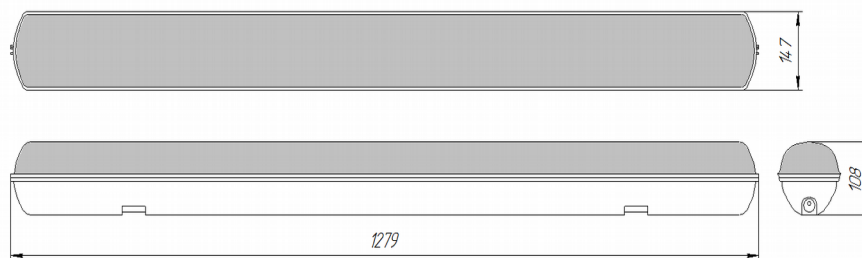
General parameters of LED light fixture

AC supply voltage, V	from 140 to 265
Frequency, Hz	50±10%
Installation type	surface-mounted
Operating temperature range, °C	from -0 to + 50
Emission color	white
Colour temperature of emission, K	N - 4500÷5500
Climatic performance in accordance with State Standard 15150	MCC1
Electric shock protection class in accordance with IEC 60598-1, part 8	I
Operating hours in emergency service, hours	1
Battery unit type	built-in
Warranty, years	5
Durability, hours	100000

Light Distribution Curve



Overall dimensions of LED light fixture



JSC «Proton», 302040, Orel city, Leskova str., 19, tel./fax: (4862) 41-44-0357
www.proton-orel.ru

